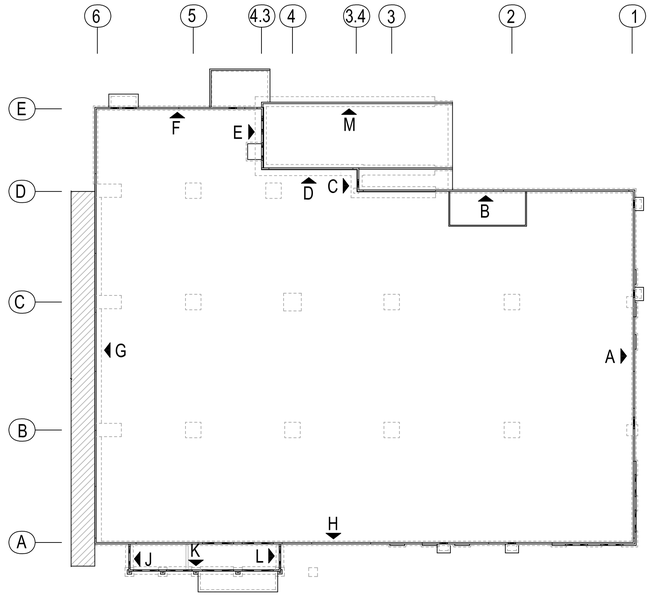


## CMU WALL REINFORCEMENT LAYOUT

SCALE: N.T.S
SDR: S0.1 & S5.1

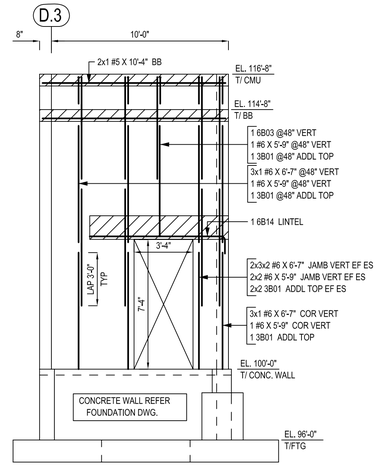


## ELEVATION C

SCALE: 1/4"=1'-0"
SDR: 5/S2 & 2/A2

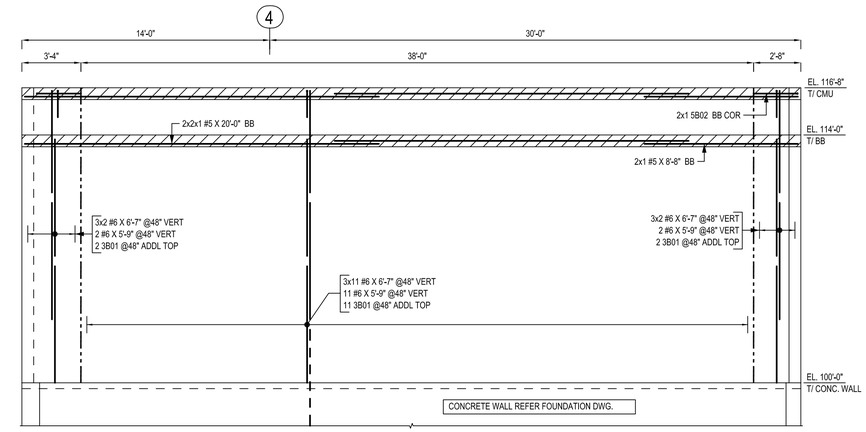


## ELEVATION D

SCALE: 1/4"=1'-0"
SDR: 3/A2

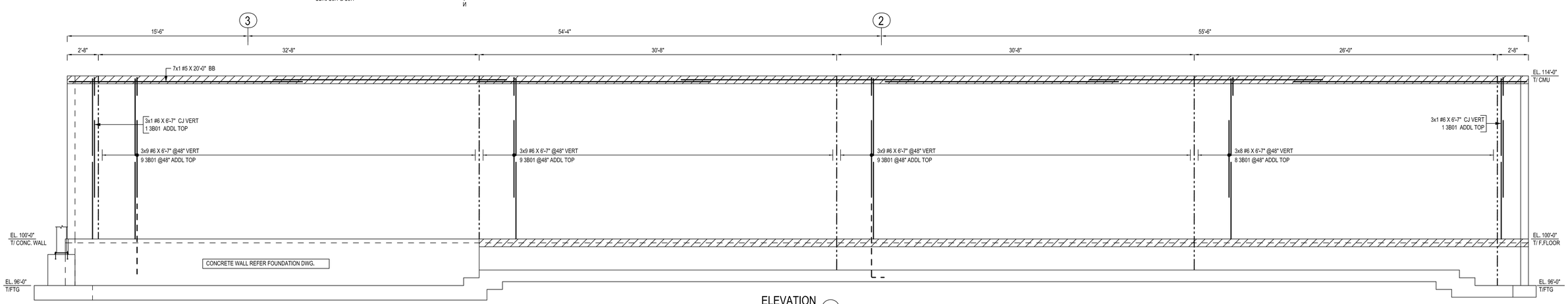


## ELEVATION B

SCALE: 1/4"=1'-0"
SDR: 14/S2,6/S2,3/A2 & 3/A3.2

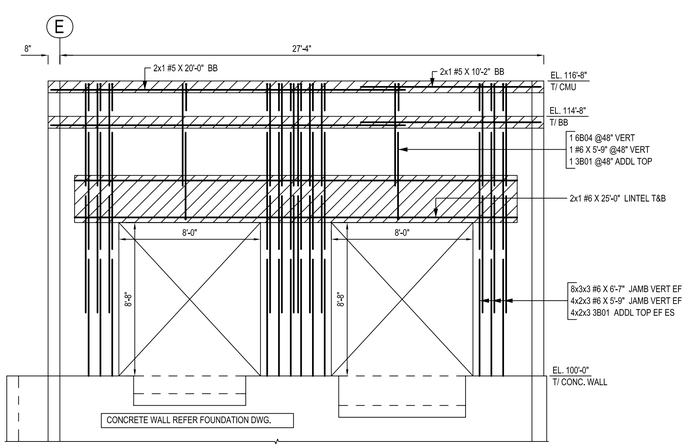


## ELEVATION E

SCALE: 1/4"=1'-0"
SDR: 2/A2 & 1/A3.2

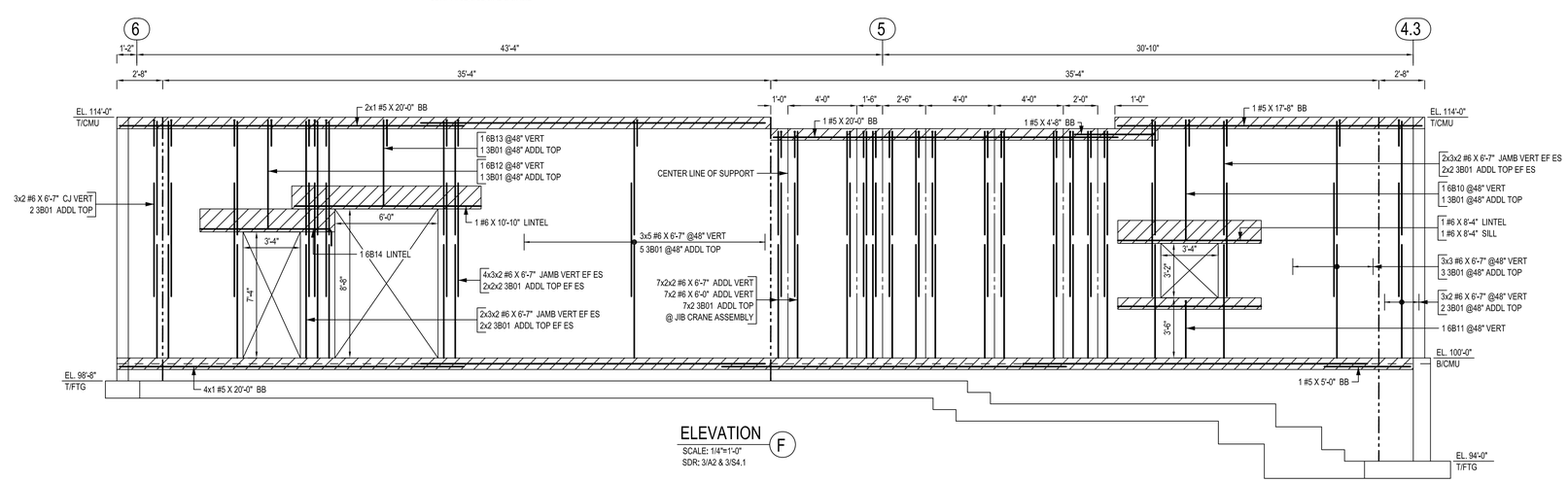


## ELEVATION F

SCALE: 1/4"=1'-0"
SDR: 3/A2 & 3/S4.1

ONCE REBAR SERVICES

ONCE REBAR SERVICES

ELEVATION G
SCALE: 1/4"=1'-0"
SDR: 4/A2 & 2/S4




ELEVATION G
SCALE: 1/4"=1'-0"
SDR: 4/A2 & 2/S4




ELEVATION J
SCALE: 1/4"=1'-0"
SDR: 6/A2




ELEVATION L
SCALE: 1/4"=1'-0"
SDR: 5/A2

ONCE REBAR SERVICES

ELEVATION (H)
SCALE: 1/4"=1'-0"
SDR: 1/A2 & 6/S4.2




ELEVATION (H)
SCALE: 1/4"=1'-0"
SDR: 1/A2 & 6/S4.2

ONCE REBAR SERVICES

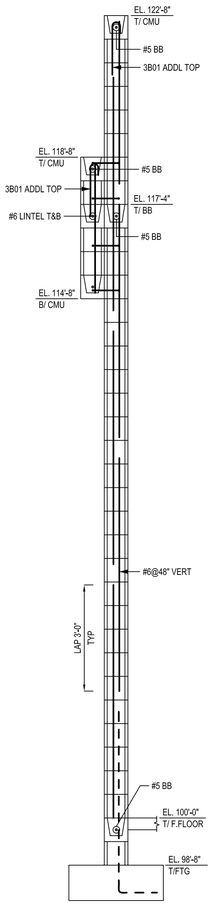


SECTION 1
SCALE: 1/2"=1'-0"
SDR: 2/S5 & 7/A3.3

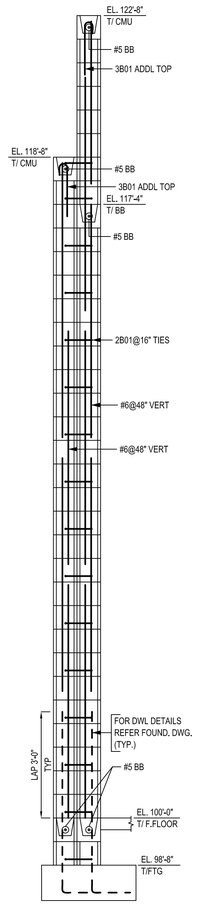


SECTION 2
SCALE: 1/2"=1'-0"
SDR: 2/S5 & 7/A3.3

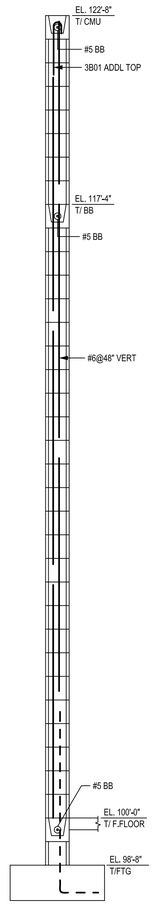


SECTION 3
SCALE: 1/2"=1'-0"
SDR: 1/A3

Release Number: R2.01–R2.05

BENDING LIST

| Bar Mark | Qty | Size | Total Length | Type | 'A' | 'B' | 'C' | 'D' | 'E' | 'F' | 'G' | 'H' | 'J' | 'K' | 'O' | 'R' |
|---|---|---|---|---|---|---|---|---|---|---|---|---|---|---|---|---|
| 2B01 | 572 | #2 | 1'–5" | T9 | 0'–4" | 0'–9" | | | | | 0'–4" | | | | | |
| 2B02 | 104 | #2 | 1'–3" | T9 | 0'–4" | 0'–7" | | | | | 0'–4" | | | | | |
| 3B01 | 498 | #3 | 1'–11" | 1 | 0'–5" | 1'–6" | | | | | | | 0'–3" | | | |
| 3B02 | 22 | #3 | 5'–0" | 17 | | 2'–4" | 0'–4" | 2'–4" | | | | | | | | |
| 3B03 | 6 | #3 | 3'–0" | 17 | | 1'–4" | 0'–4" | 1'–4" | | | | | | | | |
| 5B01 | 3 | #5 | 14'–8" | 2 | 1'–0" | 12'–8" | | | | | 1'–0" | | | | | |
| 5B02 | 8 | #5 | 5'–0" | 17 | | 2'–6" | 2'–6" | | | | | | | | | |
| 6B01 | 1 | #6 | 3'–8" | 2 | 1'–0" | 2'–8" | | | | | | | | | | |
| 6B02 | 2 | #6 | 4'–9" | 2 | 1'–0" | 3'–9" | | | | | | | | | | |
| 6B03 | 4 | #6 | 7'–3" | 2 | 1'–0" | 6'–3" | | | | | | | | | | |
| 6B04 | 21 | #6 | 5'–11" | 2 | 1'–0" | 4'–11" | | | | | | | | | | |
| 6B05 | 16 | #6 | 4'–8" | 2 | 1'–0" | 3'–8" | | | | | | | | | | |
| 6B06 | 2 | #6 | 6'–4" | 2 | 1'–0" | 4'–4" | | | | | 1'–0" | | | | | |
| 6B07 | 8 | #6 | 8'–10" | 2 | 1'–0" | 7'–10" | | | | | | | | | | |
| 6B09 | 1 | #6 | 1'–8" | 2 | 1'–0" | 0'–8" | | | | | | | | | | |
| 6B10 | 1 | #6 | 8'–0" | 2 | 1'–0" | 7'–0" | | | | | | | | | | |
| 6B11 | 3 | #6 | 4'–4" | 2 | 1'–0" | 3'–4" | | | | | | | | | | |
| 6B12 | 1 | #6 | 7'–4" | 2 | 1'–0" | 6'–4" | | | | | | | | | | |
| 6B13 | 1 | #6 | 6'–0" | 2 | 1'–0" | 5'–0" | | | | | | | | | | |
| 6B14 | 2 | #6 | 8'–8" | 2 | 1'–0" | 7'–8" | | | | | | | | | | |
| 6B17 | 8 | #6 | 5'–2" | 2 | 1'–0" | 4'–2" | | | | | | | | | | |
| 6B18 | 3 | #6 | 14'–8" | 2 | 1'–0" | 12'–8" | | | | | 1'–0" | | | | | |
| 6B19 | 1 | #6 | 14'–4" | 2 | 1'–0" | 13'–4" | | | | | | | | | | |
| 6B20 | 2 | #6 | 5'–4" | 2 | 1'–0" | 4'–4" | | | | | | | | | | |
| 6B25 | 8 | #6 | 5'–3" | 2 | 1'–0" | 4'–3" | | | | | | | | | | |

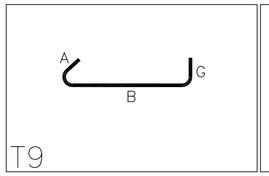


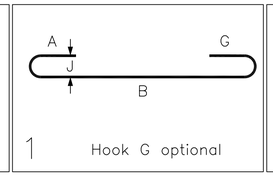


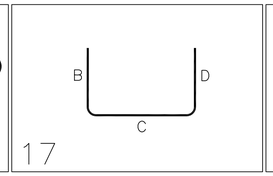


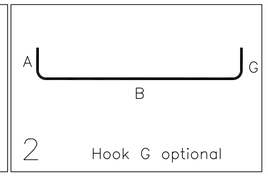


## LAP SCHEDULE

| BAR DIA | LAP SPLICE |
|---|---|
| #3 | 1'-6" |
| #4 | 2'-0" |
| #5 | 2'-6" |
| #6 | 3'-0" |
| #7 | 3'-6" |
| #8 | 4'-0" |

ONCE REBAR SERVICES